

»FUTURA-mini« series

Lockable ball valve, 3/2-way type including silencer, mechanically operated.

Rotary switch can be turned 90°, with indication of positions:

Horizontal: Input closed - outlet exhausted

Vertical: Flow open - exhaust closed

Exhaust air can be collected.

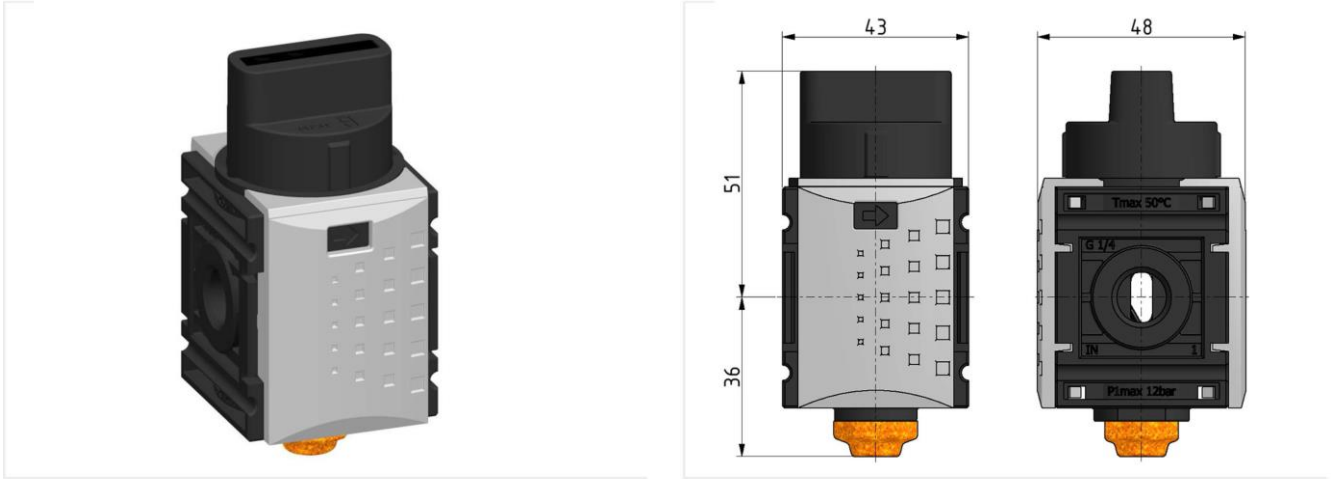
Max. input pressure	12 bar
Temperature range	-10 °C to 50 °C
Medium	Compressed air, neutral gases
Housing	PA66 GF60
Connecting thread	Plastic
Flow rate	2300 l/min
Flow rate measurement	At P ₂ = 6 bar and pressure drop Δ _p = 1 bar

Ball valve (3/2-way)

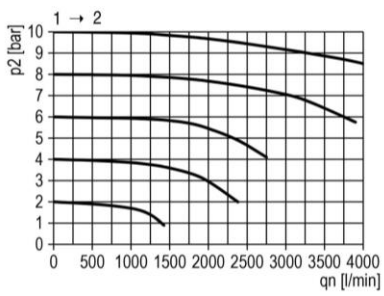
Art. No.	Type No.	Thread	Exhaust air	Size
142519	FUM 951	G 1/4	G 1/4	0

Accessories / spare parts

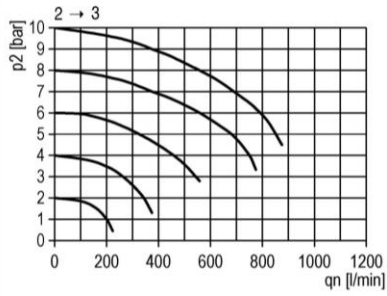
Art. No.	Type No.	Description
143105	H 848	Mounting bracket, incl. 2 screws
143010	WKM 100	Coupling package for wall mounting incl. 2 screws and O-ring
143022	KPM 100	Coupling package incl. 2 screws and O-ring
100405	568-2	Silencer
152077	WK 100-14	Wall bracket with connection thread G 1/4



flow characteristic



rear exhaust



symbol

